



T&S BRASS AND BRONZE WORKS, INC.

2 Saddleback Cove / P.O. Box 1088
Travelers Rest, SC 29690



REG. #A2601
ISO #9001

Model No.

EC-3102-SM

Item No.

Travelers Rest, SC: 800-476-4103 Simi Valley, CA: 800-423-0150 Fax: 864-834-3518 www.tsbrass.com

This Space for Architect/Engineer Approval

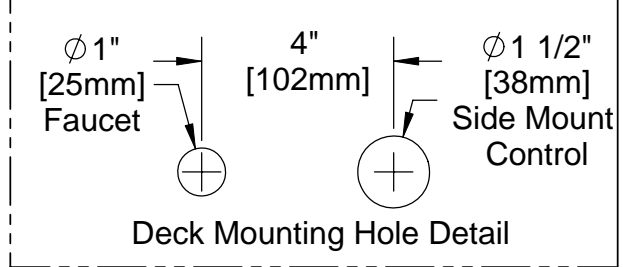
Job Name _____ Date _____

Model Specified _____ Quantity _____

Customer/Wholesaler _____

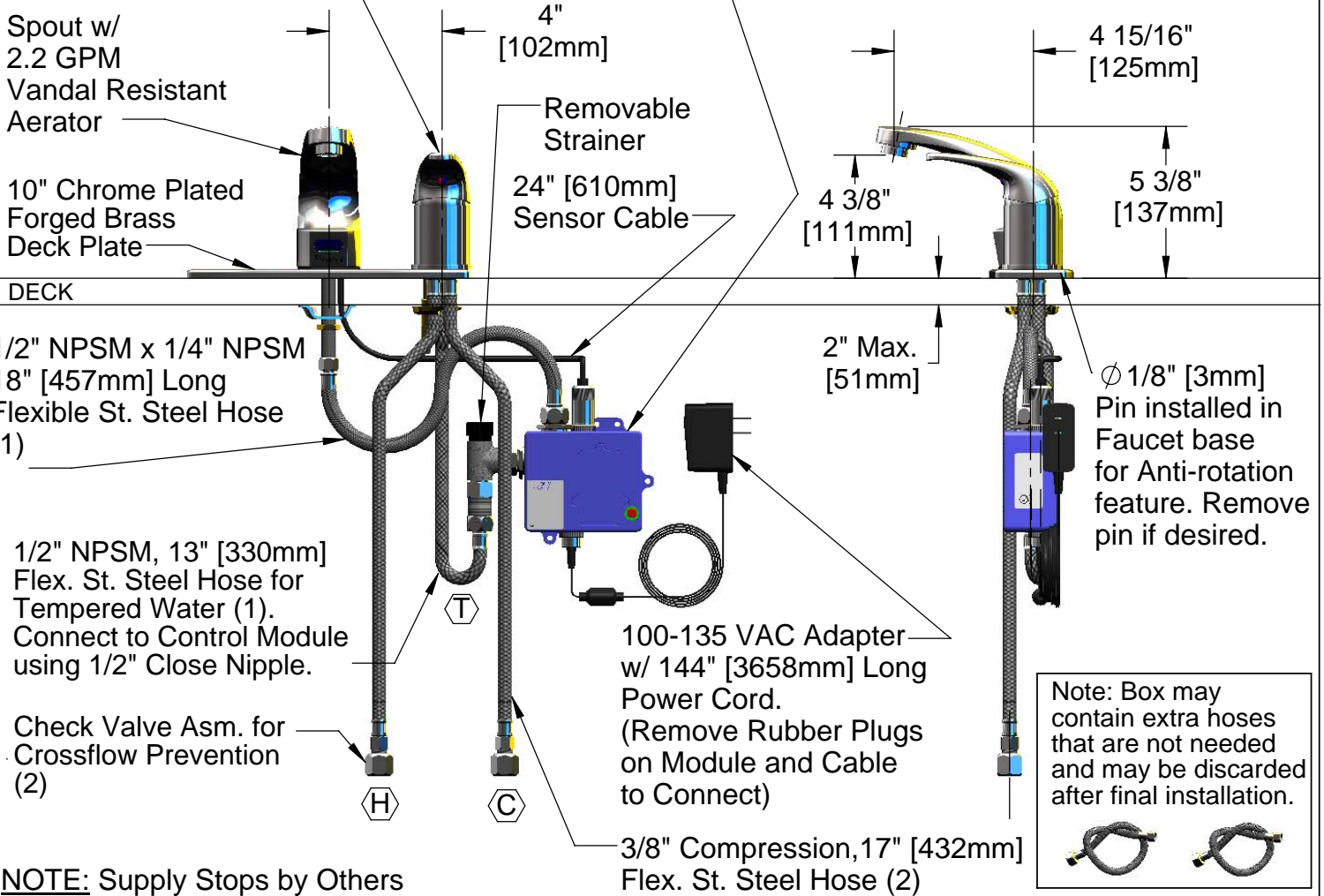
Contractor _____

Architect/Engineer _____



B-2740 Side Mount Control regulates Water Temperature and ON/OFF Setting.
 Note: To ensure proper operation of Sensor Faucet, Side Mount Control should remain in the OPEN position at all times.

3 5/8" x 4 3/16" x 2" Deep
 [92mm x 106mm x 51mm]
 Waterproof Control Module Box (Blue)
 w/ Internal Flow Control Setting Switches,
 AC or DC operated w/ (4) AA Batteries



NOTE: Supply Stops by Others

Product Specifications: **Chrome Plated Brass Electronic Faucet: Deck Mount Cast Spout w/ VR Aerator, Side Mount Temperature Control, AC/DC Control Module w/ Internal Flow Control Switches, 17" Long Hot & Cold Supply Hoses w/ Check Valve Assemblies**

Drawn GEF	Checked JRM	Approved JHB
Scale: NTS		Date: 05/22/08



T&S BRASS AND BRONZE WORKS, INC.

2 Saddleback Cove / P.O. Box 1088
Travelers Rest, SC 29690



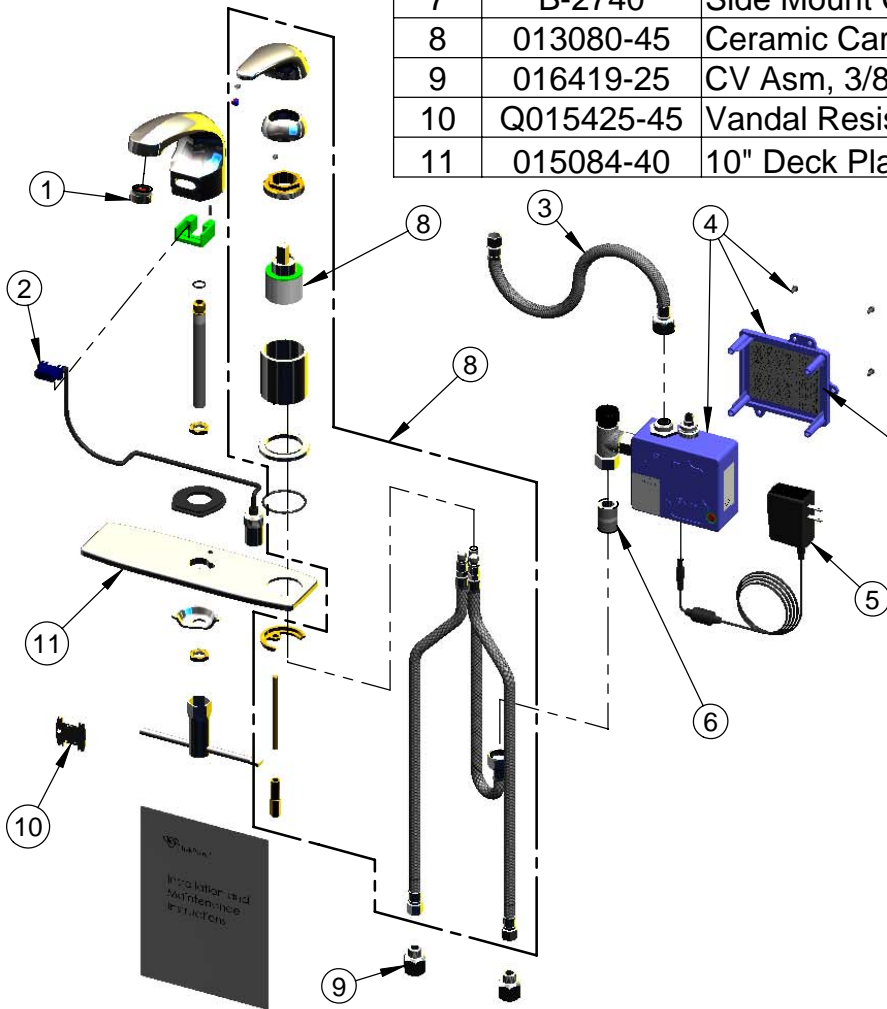
REG. #A2601
ISO #9001

Model No.
EC-3102-SM

Item No.

Travelers Rest, SC: 800-476-4103 Simi Valley, CA: 800-423-0150 Fax: 864-834-3518 www.tsbrass.com

ITEM NO.	SALES NO.	DESCRIPTION
1	016355-45	Aerator w/ Key, Vandal Resistant, 2.2 GPM, 13/16-27 Male
2	017195-45	Angled Sensor w/ Cable
3	016297-45	Inlet Hose, Faucet, 1/2" NPSM-F x 1/4" NPSM-F
4	016647-45	ChekPoint Electronic Module (Blue)
5	5EF-0002	A/C Transformer
6	002534-25	Nipple, Rough Chrome, 1/2" Close
7	B-2740	Side Mount Control w/ Hoses and Ceramic Crtg.
8	013080-45	Ceramic Cartridge, B-2730
9	016419-25	CV Asm, 3/8" Comp-F x 3/8" Comp-M
10	Q015425-45	Vandal Resistant Key
11	015084-40	10" Deck Plate w/ Side Mount Hole



Label for Flow Control Switch Settings is located on Inside of Back Cover.

Flow Control Switches are located inside Module Housing in Black Box next to Battery Compartment.
*Switches are set to DEFAULT position:
Auto Time Out = 10 seconds
Shut Off Delay = 1 second.

Remove (4) screws and back cover to access switches.

***Available Water Flow Control Selections:**

(6) Auto Time Out Selections - 10 sec, 25 sec, 45 sec, 60 sec, 3 min, 20 min

(6) Shut Off Delay Selections - 1 sec, 2 sec, 3 sec, 4 sec, 5 sec, 6 sec

Product Specifications: **Chrome Plated Brass Electronic Faucet: Deck Mount Cast Spout w/ VR Aerator, Side Mount Temperature Control, AC/DC Control Module w/ Internal Flow Control Switches, 17" Long Hot & Cold Supply Hoses w/ Check Valve Assemblies**

Drawn GEF	Checked JRM	Approved JHB
Scale: NTS		Date: 05/22/08