



# T&S BRASS AND BRONZE WORKS, INC.

2 Saddleback Cove / P.O. Box 1088  
Travelers Rest, SC 29690



REG. #A2601  
ISO #9001

Model No.  
**EC-3102**

Item No.

Travelers Rest, SC: 800-476-4103 Simi Valley, CA: 800-423-0150 Fax: 864-834-3518 www.tsbrass.com

This Space for Architect/Engineer Approval

Job Name \_\_\_\_\_ Date \_\_\_\_\_

Model Specified \_\_\_\_\_ Quantity \_\_\_\_\_

Customer/Wholesaler \_\_\_\_\_

Contractor \_\_\_\_\_

Architect/Engineer \_\_\_\_\_



**ADA Compliant**



Solid Cast Brass Spout  
w/ Polish Chrome Plated Finish  
and 2.2 GPM [8.3L/min]  
Vandal Resistant Aerator

3 5/8" x 4 3/16" x 2" Deep  
[92mm x 106mm x 51mm]  
Waterproof Control Module Box (Blue)  
w/ Internal Flow Control Setting Switches,  
AC or DC operated w/ (4) AA  
Batteries

24" [610mm]  
Sensor Cable

Removeable  
Strainer

4 7/8"  
[124mm]

4 1/16"  
[103mm]

5 1/16"  
[129mm]

DECK

2 1/4" Max.  
[57mm]

Ø 1" [25mm]  
Deck Hole

Ø 1/8" [3mm]  
Pin installed  
for Anti-rotation  
feature. Remove  
pin if desired.  
(See Mounting  
Hole Detail)

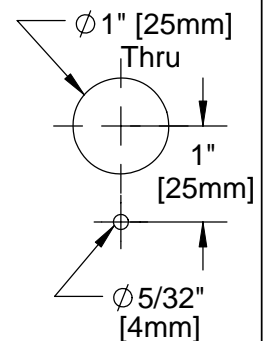
1/2" NPSM x 1/4" NPSM  
18" [457mm] Long Flexible  
St. Steel Hose (1)

100-135 VAC Adapter  
w/ 144" [3658mm] Long  
Power Cord.  
(Remove Rubber Plugs  
on Module and Cable  
to Connect)

Temperature  
Mixing Valve

Furnished w/ (2)  
3/8" Compression x 1/2" NPSM  
18" [457mm] Flex. St. Steel  
Supply Hose

Mounting Hole  
Detail



**NOTE:** Supply Stops by Others

Product Specifications: **Chrome Plated Brass Electronic Faucet:**  
Single Hole Deck Mount Spout w/ VR Aerator, AC/DC  
Control Module with Internal Flow Control Setting Switches,  
Temperature Control Mixing Valve, 18" Long Hot & Cold  
Supply Stop Flexible Connector Hoses

Drawn  
GEF

Checked  
JRM

Approved  
JHB

Scale:  
NTS

Date:  
09/11/08



**T&S BRASS AND BRONZE WORKS, INC.**

2 Saddleback Cove / P.O. Box 1088  
Travelers Rest, SC 29690



REG. #A2601  
ISO #9001

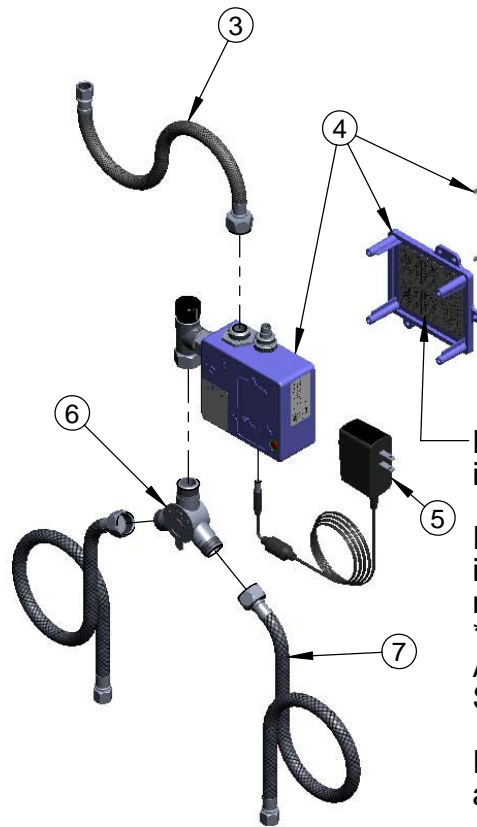
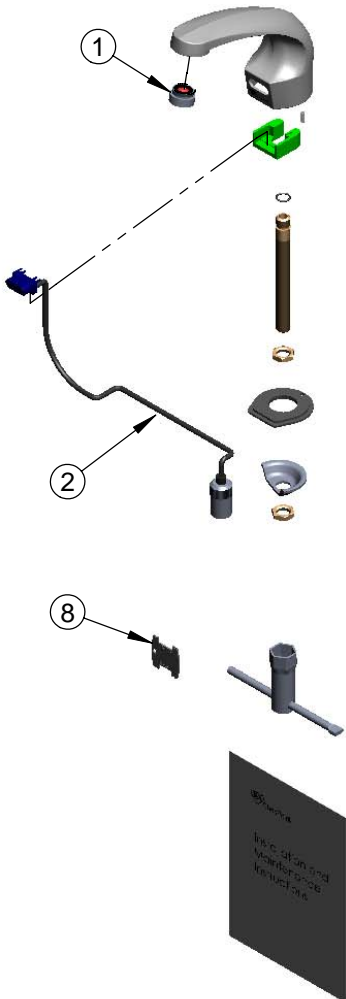
Model No.

EC-3102

Item No.

Travelers Rest, SC: 800-476-4103 Simi Valley, CA: 800-423-0150 Fax: 864-834-3518 www.tsbrass.com

ITEM NO.	SALES NO.	DESCRIPTION
1	016355-45	Aerator w/ Key, Vandal Resistant, 2.2 GPM, 13/16-27 Male
2	017195-45	Angled Sensor w/ Cable
3	016297-45	Inlet Hose, Faucet, 1/2" NPSM-F x 1/4" NPSM-F
4	016647-45	ChekPoint Electronic Module (Blue)
5	5EF-0002	A/C Transformer
6	5EF-0006	Manual Mixing Valve
7	5EF-0005	Supply Hose, 9/16-24 Female x 1/2" NPSM
8	Q015425-45	Vandal Resistant Key



Label for Flow Control Switch Settings is located on Inside of Back Cover.

Flow Control Switches are located inside Module Housing in Black Box next to Battery Compartment.  
\*Switches are set to DEFAULT position:  
Auto Time Out = 10 seconds  
Shut Off Delay = 1 second.

Remove (4) screws and back cover to access switches.

**\*Available Water Flow Control Selections:**

- (6) Auto Time Out Selections - 10 sec, 25 sec, 45 sec, 60 sec, 3 min, 20 min
- (6) Shut Off Delay Selections - 1 sec, 2 sec, 3 sec, 4 sec, 5 sec, 6 sec

Product Specifications: **Chrome Plated Brass Electronic Faucet: Single Hole Deck Mount Spout w/ VR Aerator, AC/DC Control Module with Internal Flow Control Setting Switches, Temperature Control Mixing Valve, 18" Long Hot & Cold Supply Stop Flexible Connector Hoses**

Drawn	Checked	Approved
GEF	JRM	JHB
Scale:		Date:
NTS		09/11/08